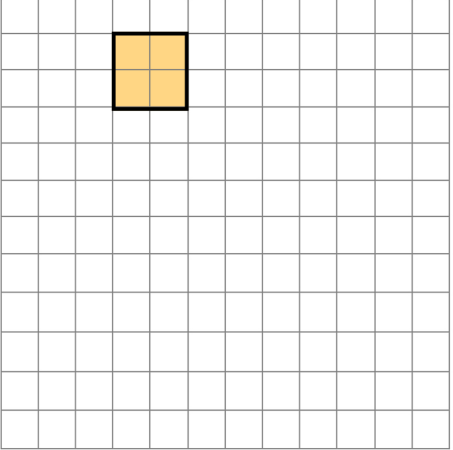




Name: \_\_\_\_\_



## Drawing Rectangles of Different Areas (A)

**Directions:** Use the grids below to draw a rectangle with the given area. Note that there can be several different ways to draw each rectangle! The first example has already been completed for you.

<p>Area of 4 square units</p> 	<p>Area of 6 square units</p> 
<p>Area of 12 square units</p> 	<p>Area of 16 square units</p> 